

https://d1pmarobgdhgjx.cloudfront.net/parenttip/6_Google_Classroom.mp4



Google Classroom



FAIRFIELD
HIGH SCHOOL

What is Google Classroom?

An online classroom that incorporates Google Apps such as Docs, Sheets, Slides, Drive, etc as well as a standard link to Google Meet

It is advised that the Google Chrome browser is used to access Google Classroom

It isn't a learning platform like Spellzone or Dr Frost



Google Classroom



FAIRFIELD
HIGH SCHOOL

What is Google Classroom?



It isn't a learning platform like Spellzone or Dr Frost

dfm



Google Classroom



FAIRFIELD
HIGH SCHOOL

What is Google Classroom?

Google Classroom interface showing the Leaderboards section. The top navigation bar includes a menu icon, the user name 'dfm', and a search icon. The left sidebar lists navigation options: Tasks, List, Marksheet, Student Progress, Certificates, Leaderboards (highlighted), and Feedback.

Leaderboards

Year 7 | Sort by mastery | Use date range

RANK	STUDENT	TOTAL MASTERY	TOTAL POINTS
1	[REDACTED]		
2	[REDACTED]	1170	709
3	[REDACTED]	1038	713
4	[REDACTED]	639	277
5	[REDACTED]	515	222
6	[REDACTED]	506	392
7	[REDACTED]	432	245
8	[REDACTED]	357	257
9	[REDACTED]	332	135
10	[REDACTED]	315	428
11	[REDACTED]	299	163
12	[REDACTED]	291	124
13	[REDACTED]	266	105
14	[REDACTED]	266	105
15	[REDACTED]	257	332
16	[REDACTED]	257	182
17	[REDACTED]	257	142
18	[REDACTED]	257	102
19	[REDACTED]	257	108



How is Google Classroom set up?

Students are given an invite code which they add to their Google Classroom. Students login with the same details they use to log onto the school IT system. Students can only log on using their school email address. They cannot use private google accounts.

Students can be invited to join a class if they need that level of support.



Google Classroom



FAIRFIELD
HIGH SCHOOL

Access

Being a purely web/ app based program, Google Classroom can be accessed in and out of school. Students do not have to log onto the school IT system remotely.



Google Classroom



FAIRFIELD
HIGH SCHOOL

What do we use Google Classroom for?

We post assignments (homework). These are tasks to be completed. This could be from another website, may be paper based or may be using a Google App such as Forms, Docs, etc. When complete, students 'hand in' their work so that we know it is done.



Google Classroom




FAIRFIELD
HIGH SCHOOL

What do we use Google Classroom for?

ar / Maths 3


Stream Classwork People Grades


Year 7 Maths 3


 Meet ⋮
[Generate link](#)


Class code ⋮
crei2wz ⌵


Upcoming
Due today
Homework Unit 1 Revision
[View all](#)


 Announce something to your class ↻


 Mr Waterhouse posted a new assignment: Homework Unit 1 Revision
Oct 2 ⋮

 Mr Waterhouse posted a new assignment: Dr Frost Maths Numeracy
Sep 18 ⋮


Sep 18 ⋮
hi

 1 class comment


Mr Waterhouse I can't login to defrost

 Add class comment... ▶



Google Classroom



FAIRFIELD
HIGH SCHOOL

What do we use Google Classroom for?

Students can use Google Classroom to communicate with their teacher about their assignments. This can either be posted on the 'Stream' or as a private comment relating specifically to the assignment.



Google Classroom



FAIRFIELD
HIGH SCHOOL

What do we use Google Classroom for?

We post material (lesson resources). This is the lesson content that students are getting in class.

Whenever anything new is posted students receive a notification via email to their school email address.



Google Classroom



FAIRFIELD
HIGH SCHOOL

How do parents use Google Classroom?

We advise all parents to sign up for Guardian Summaries. These daily or weekly summaries tell parents what assignments have been set and when they are due/ overdue.



Google Classroom



FAIRFIELD
HIGH SCHOOL

What about data protection?

As students log in with their gvsc account, data collection does not occur as educational accounts can't be mined for data.



Google Classroom



FAIRFIELD
HIGH SCHOOL

What students see...

<https://classroom.google.com/?pli=1>




Google Classroom



FAIRFIELD
HIGH SCHOOL

What parents see...

 Missing from last week

9:5 HISTORY JE



WW1 test

Revise ready for the 1-18 test on Monday

Any gaps - ask a kind friend to help you

Due 11 Sept 

Due in the next few days

YEAR 9 MATHS 1A



Homework 2 - Exam Questions on Dr Frost

Please complete the exam questions on DFM.

"Exam Questions - Solving Equations Y9"

Due 20 Sept 



Dr Frost Key Skills - Solving Equations

Please complete the homework on Dr Frost.

"Solving Equations Y9"

Due 20 Sept 

9:5 History JE

NEW MATERIAL



WW1 Recruitment

Being Safe Online



FAIRFIELD
HIGH SCHOOL

Speak to your teacher before your next lesson if you see one of the following content symbols and it worries you.



FAIRFIELD
HIGH SCHOOL

What are students' responsibilities online?

'If you can't say anything nice, don't say anything at all.'

Be nice

Be kind

Be honest

Stand up for what is right. If something feels wrong or uncomfortable, tell an adult.

Year 7 Computer Science Lessons:

Build a good 'online reputation'

Illegal content

Right to Access ('blocked content')

Using the internet safely

Have the right to feel happy and safe at school and on their journey to and from school! Should tell any member of staff with whom they feel comfortable if they are being bullied. Should tell a friend, senior student or parents/carers who can inform a teacher about the bullying.

[Fairfield Anti Bullying Policy](#)

**Abusive, harmful or
hurtful behaviour.**



See it



Name it



Stop it

**If in doubt, speak
to a member of staff.**



**FAIRFIELD
HIGH SCHOOL**

What do we do as a school?

See it name it stop it

Assemblies

We have a legal responsibility to inform young people about online CONTENT, CONTACT they make online, their online CONDUCT and, more recently the risk of online COMMERCE.

4cs across curriculum

NDW (Ms Hart, Mrs Harley, Mrs Shilcock)

<https://www.fairfield.hereford.sch.uk/>

Abusive, harmful or hurtful behaviour.



See it



Name it



Stop it

If in doubt, speak to a member of staff.



FAIRFIELD HIGH SCHOOL



Find out more and get involved

**Safer Internet Day –
7th February 2023**



What can we do as parents?

Privacy settings

Apple Screen time/ Android Daily Limit

<https://wellbeing.google/for-families/>

<https://support.apple.com/en-us/HT208982>

Anti-Bullying Policy:

Supporting of their child if s/he is a target of bullying

Notifying the school if their child is being bullied or threatened by contacting the tutor or Learning Manager in the first instance

Coming in to school if requested

Not getting directly involved – the school has a duty to deal with incidents which occur on the way to or from school or in school, and will always do so

Ensuring good attendance so that their child feels part of the school community



What can we do as parents?

SET PARENTAL CONTROLS

Roblox comes with several parental control options, which are explained well on the game's official website. It's essential to enter the correct date of birth for your child, as that allows Roblox to automatically apply the appropriate chat filters. The game also allows parents and carers to set monthly spending restrictions and monitor their child's account.



FAIRFIELD
HIGH SCHOOL

Online safety family agreement

An online safety family agreement can be used to start a conversation about online safety, agree expectations and boundaries and help to keep your kids safe online.



What to think about and questions to ask

- What are the **different things you each go online for?** It could be research for school work, keeping in touch with friends, or gaming.
- What are the **favourite apps or sites** each person uses?
- How does each family member **access the internet** – via a phone, tablet, or something different?
- Are there things that any of you are doing online that are **worrying or affecting others?** Think about time spent online, is it interfering with family life such as meal times?
- **How do you talk** about online safety with your child – is it negative or positive?
- How many **devices in your house** are connected to the internet? Can you go on a hunt to count them and see if you each come up with the same amount!

Basics

- **Sharing** – what is being shared and with who? Think about what pictures and videos show, and what is being included in messages.
- **Content** – are the games, apps and chat sites suitable for the person using them? You should remember that what is suitable for one person in the household might not be suitable for another.
- **Chat** – what should your child do if someone they don't know messages them? Who are they talking to online and are they sure they are who they say they are?
- **Behaviour** – does anything your child does online affect behaviour? This could be getting angry if they lose a game, or feeling anxious that they've missed a post.
- **Settings** – do you have safety settings in place on broadband and wifi and on your child's devices like phones or games consoles, such as for location sharing and parental controls?

Behaviour

- There may be different agreements for different members of the household, this might be based on age, but also on ability to understand the risks and being able to deal with challenges.
- The agreement might be broken at some point, that isn't a failure, but use it as a time to talk about what has happened and why and what you can do to help keep to the agreement in future.
- You'll need to review the agreement over time. Agree how long it should be before the next review.
- Think about how you are talking about online behaviour – promote positive behaviour rather than focusing on negatives.

Remember

Once you've talked together about how your family use the internet you can use this agreement to note down what you each agree too.
Make sure your agreement works for each member of the family and you all understand that online behaviour may need to change to stick to the agreement.



NSPCC

EVERY CHILDHOOD IS WORTH FIGHTING FOR

NSPCC 2021. Registered charity England and Wales 218405, Scotland SC037717 and Jersey 201. Illustration by Shutterstock. 202101263



FAIRFIELD
HIGH SCHOOL

Our family online agreement



Child 1:

Name

e.g. check before downloading a new app.

How will we check we are doing this?

Signature

Child 2:

Name

e.g. don't share location when posting online.

How will we check we are doing this?

Signature

Child 3:

Name

e.g. check before downloading a new app.

How will we check we are doing this?

Signature

Adults:

Names

e.g. have phone free time each day for the family.

How will we check we are doing this?

Signature

When will we review what we've agreed to?



NSPCC

EVERY CHILDHOOD IS WORTH FIGHTING FOR

©NSPCC 2021. Registered charity. England and Wales: 218400. Scotland: SC037717. And Jersey: 1031. Illustration by Shutterstock_002011262.



**FAIRFIELD
HIGH SCHOOL**

What are the issues currently facing Year 7 students?

Whatsapp; cyberbullying



FAIRFIELD
HIGH SCHOOL

Bullying, including cyber-bullying

Bullying is behaviour by an individual or group, repeated over time, that intentionally hurts another individual or group either physically or emotionally. It can happen online (cyber-bullying) and both in *and out of school*, and can be prejudice based or discriminatory.

Bullying can have significant effects on children's mental health, including into adulthood. Children who are bullied might also do less well at school and have fewer friends.



Cyberbullying can include:

sending threatening or abusive text messages

creating and sharing embarrassing images or videos/ 'Mugging'

trolling – the sending of menacing or upsetting messages on social networks, chat rooms or online games

excluding children from online games, activities or friendship groups

shaming someone online

setting up hate sites or groups about a particular child

encouraging young people to self-harm

voting for or against someone in an abusive poll

creating fake accounts, hijacking or stealing online identities to embarrass a young person or cause trouble using their name

sending explicit messages, also known as sexting

pressuring children into sending sexual images or engaging in sexual conversations.



FAIRFIELD
HIGH SCHOOL

What are the issues currently facing Year 7 students?

Between 20%-25% of 12-16 year olds say they have been cyber-bullied

We can only act on what we know about.



FAIRFIELD
HIGH SCHOOL

What are the issues currently facing Year 7 students?

Whatsapp; cyberbullying

Online pornography

[How to use AirDrop on your iPhone or iPad – Apple Support \(UK\)](#)

Overblocking/ underblocking



FAIRFIELD
HIGH SCHOOL

What Parents & Carers Need to Know about

WHATSAPP

UK AND EUROPE
16+
THE REST OF THE WORLD

WhatsApp is the world's most popular messaging service, with around two billion users exchanging texts, photos, videos and documents, as well as making voice and video calls. Its end-to-end encryption means messages can only be viewed by the sender and any recipients; not even WhatsApp can read them! Updates to its privacy policy in 2021 (involving sharing data with parent company Facebook) caused millions to leave the app, but the new policy was widely misinterpreted – it only related to WhatsApp's business features, not to personal messages.

WHAT ARE THE RISKS?



SCAMS

Fraudsters occasionally send WhatsApp messages pretending to offer prizes, encouraging the user to click on a link to win. Other common scams involve warning someone that their WhatsApp subscription has run out (aiming to dupe them into disclosing payment details) or impersonating a friend or relative and asking for money to be transferred to help with an emergency.

DISAPPEARING MESSAGES

Users can set WhatsApp messages to disappear in 24 hours or 90 days by default. Photos and videos can also be instructed to disappear after the recipient has viewed them. These files can't be saved or forwarded – so if your child was sent an inappropriate message, it would be difficult to prove any wrongdoing. However, the receiver can take a screenshot and save that as evidence.

ENABLING FAKE NEWS

WhatsApp has unfortunately been linked to accelerating the spread of dangerous rumours. In India in 2018, some outbreaks of mob violence appear to have been sparked by false allegations being shared on the app. WhatsApp itself took steps to prevent its users circulating hazardous theories and speculation in the early weeks of the Covid-19 pandemic.

POTENTIAL CYBERBULLYING

Group chat and video calls are great for connecting with multiple people in WhatsApp, but there is always the potential for someone's feelings to be hurt by an unkind comment or joke. The 'only admins' feature gives the admin(s) of a group control over who can send messages. They can, for example, block people from posting in a chat, which could make a child feel excluded and upset.

CONTACT FROM STRANGERS

To start a WhatsApp chat, you only need the mobile number of the person you want to message (the other person also needs to have the app). WhatsApp can access the address book on someone's device and recognise which of their contacts also use the app. So if your child has ever given their phone number to someone they don't know, that person could use it to contact them via WhatsApp.

LOCATION SHARING

The 'live location' feature lets users share their current whereabouts, allowing friends to see their movements. WhatsApp describes it as a 'simple and secure way to let people know where you are'. It is a useful method for a young person to let loved ones know they're safe – but if they used it in a chat with people they don't know, they would be exposing their location to them, too.

Advice for Parents & Carers

CLICK HERE

CREATE A SAFE PROFILE

Even though someone would need a child's phone number to add them as a contact, it's also worth altering a young person's profile settings to restrict who can see their photos and status. The options are 'everyone', 'my contacts' and 'nobody' – choosing one of the latter two ensures that your child's profile is best protected.



EXPLAIN ABOUT BLOCKING

If your child receives spam or offensive messages, calls or files from a contact, they should block them using 'settings' in the chat. Communication from a blocked contact won't show up on their device and stays undelivered. Blocking someone does not remove them from your child's contact list – so they also need to be deleted from the address book.



REPORT POTENTIAL SCAMS

Young people shouldn't engage with any message that looks suspicious or too good to be true. When you've received a message from an unknown number for the first time, it'll be important to report it as spam. If the sender claims to be a friend or relative, call that person on their usual number to verify it really is them, or it's someone trying to trick your child.



LEAVE A GROUP

If your child is in a group chat that is making them feel uncomfortable, or has been added to a group that they don't want to be part of, they can use WhatsApp's group settings to leave. If someone exits a group, the admin can send them back in once; if they leave a second time, it is permanent.

THINK ABOUT LOCATION

If your child needs to use the 'live location' function to show you or one of their friends where they are, advise them to share their location only, for as long as they need to. WhatsApp gives a range of 'live location' options, and your child should manually stop sharing their position as soon as it is no longer needed.



DELETE ACCIDENTAL MESSAGES

If your child posts a message they want to delete, WhatsApp allows the user seven minutes to erase a message. Tap and hold on the message, choose 'delete' and then 'delete for everyone'. However, it's important to remember that recipients may have seen (and taken a screenshot of) a message before it was deleted.



CHECK THE FACTS

You can now fact-check WhatsApp messages that have been forwarded at least five times, by double-tapping the forwarding icon to the right of the message. From there, your child can launch a Google search and decide for themselves whether the recipients may have seen (and taken a screenshot of) a message before it was forwarded.



Meet Our Expert

Parveen Kaur is a social media expert and digital media consultant who is passionate about improving digital literacy for parents and children. She has extensive experience in the social media arena and is the founder of Kids N Clicks, a web resource that helps parents and children thrive in a digital world.



National Online Safety
#WakeUpWednesday



FAIRFIELD HIGH SCHOOL

What Parents & Carers Need to Know about

SNAPCHAT

AGE RESTRICTION
13+

Snapchat is a photo- and video-sharing app which also allows users to chat with friends via text or audio. Users can share images and videos with specific friends, or through a 'story' (documenting the previous 24 hours) visible to their entire friend list. Snapchat usage rose during the pandemic, with many young people utilising it to connect with their peers. The app continues to develop features to engage an even larger audience and emulate current trends, rivaling platforms such as TikTok and Instagram.

CONNECTING WITH STRANGERS

Even if your child only connects on the app with people they know, they may still receive friend requests from strangers. Snapchat's links with apps such as Wink and Hoop have increased this possibility. Accepting a request means that children are then disclosing personal information through the Story, SnapMap and Spotlight features. This could allow predators to gain their trust for sinister purposes.

EXCESSIVE USE

There are many features that are attractive to users and keep them excited about the app. Snap streaks encourage users to send snaps daily. Spotlight challenges give users the chance to obtain money and online fame, and the Spotlight feature's scroll of videos makes it easy for children to spend hours watching content.

INAPPROPRIATE CONTENT

Some videos and posts on Snapchat are not suitable for children. The hashtags used to group content are determined by users, so an innocent search term could still yield age-inappropriate results. The app's Discover function lets users swipe through snippets of news stories and trending articles that often include adult content. There is currently no way to turn off this feature.

SEXTING

Sexting continues to be a risk associated with Snapchat. The app's "disappearing messages" feature makes it easy for young people (teenagers in particular) to share explicit images or videos. While these pictures disappear – and the sender is notified if it has been screenshots – text users have found alternative methods to save images, such as taking pictures with a separate device.

DAMAGE TO CONFIDENCE

Snapchat's filters and lenses are a popular way for users to enhance their 'selfie game'. Although many are designed to entertain or amuse, the beauty filters on photos can set unrealistic body image expectations and create feelings of inadequacy. Comparing themselves unfavourably against other Snapchat users could threaten a child's confidence or sense of self-worth.

VISIBLE LOCATION

My Places lets users check in and search for popular spots nearby – such as restaurants, shops, bars, clubs, etc. – and recommend them to their friends. The potential issue with a young person consistently checking in to locations on Snapchat is that it allows other users to track their location (even people they have only ever met online) to see where they currently are and where they regularly go.

Advice for Parents & Carers

TURN OFF QUICK ADD

The Quick Add function helps people find each other on the app. This function is based on mutual friends or whether someone's number is in your child's contacts list. Explain to your child that this feature could potentially make their profile visible to strangers. We recommend that your child turns off Quick Add, which can be done in the settings (accessed via the cog icon).

CHAT ABOUT CONTENT

Talk to your child about what is and isn't wise to share on Snapchat (e.g. don't post explicit images or videos or display identifiable details like their school uniform). Remind them that once something is online, the creator loses control over where it might end up – and who with. Additionally, Snapchat's Spotlight feature has a challenge like TikTok: it's vital that your child understands the potentially harmful consequences of taking part in these challenges.

CHOOSE GOOD CONNECTIONS

Snapchat has recently announced that it is rolling out a new safety feature: users will receive notifications reminding them of the importance of maintaining connections with people they actually know well, as opposed to strangers. This 'Friend Check Up' encourages users to delete connections with users they rarely communicate with, to maintain their online safety and privacy.

KEEP ACCOUNTS PRIVATE

Profiles are private by default, but children may make them public to gain more followers. Your child can send Snaps directly to friends, but Stories are visible to everyone they have added, unless they change the settings. If they use SnapMaps, their location is visible unless 'ghost mode' is enabled (again via settings). It's prudent to emphasise the importance of not adding people they don't know in real life. This is particularly important with the addition of My Places, which allows other Snapchatters to see the places your child regularly visits and checks in: strangers, bullies and groomers could use this information to engage in conversation and arrange to meet in person.

TALK ABOUT SEXTING

It may feel like an awkward conversation (and one that young people can be reluctant to have) but it's important to talk openly and non-judgementally about sexting. Discuss the legal implications of sending, receiving or sharing explicit images or videos (and the possible emotional impact). Emphasise that your child should never feel pressured into sexting – and that if they receive unwanted explicit images, they should tell a trusted adult straight away.

BE READY TO BLOCK AND REPORT

If a stranger does connect with your child on Snapchat and begins to make them feel uncomfortable through bullying, pressure to send explicit images or videos, or requests for contact information, your child can select the three dots on that person's profile and choose report or block. There are options to state why they are reporting that user (arranging or malicious messages, spam, or misrepresenting as someone else, for example).

Meet Our Expert
Dr Claire Sutherland is an online safety consultant, educator and researcher who has developed and implemented anti-bullying and cyber safety policies for schools. She has written various academic papers and carried out research for the Australian government concerning internet use and sexting behaviour of young people in the UK and Australia.



Dr Claire Sutherland is an online safety consultant, educator and researcher who has developed and implemented anti-bullying and cyber safety policies for schools. She has written various academic papers and carried out research for the Australian government concerning internet use and sexting behaviour of young people in the UK and Australia.

Source: <https://www.bbc.com/news/technology-58488672>; <https://www.fox.com.au/news/news/2021-09-03-snapchat-launches-new-features-to-improve-safety>; <https://www.bbc.com/news/technology-58488672>; <https://www.bbc.com/news/technology-58488672>



What Parents & Carers Need to Know about

DISCORD



Barriers and checks in place to help require users to be 18 to view the link

Discord is a free app which allows users to communicate in real time via text, video or voice chat. Available on desktop and mobile devices, it was originally designed to help gamers cooperate – but has evolved into a more general networking platform for a range of online communities, discussing topics like TV series, music, Web3 and more. Discord is organised around closed groups, referred to as ‘servers’. To join a server, users must be invited or provided with a unique link. It’s a space for users to interact with friends, meet others with shared interests and collaborate privately online – but it’s also a place where young people can be exposed to risks if the right precautions aren’t taken.

WHAT ARE THE RISKS?

CYBERBULLYING

Discord’s easy accessibility and connectivity unfortunately makes it an ideal place for cyberbullying to occur – especially in direct and video chat. Messages disappear once they’ve ended, meaning that bullying can take place without leaving any evidence. Closed groups can also be created, giving young people the opportunity to exclude their peers or send cruel messages without adult oversight.

DIFFICULT TO MODERATE

Like many private communication apps, Discord’s real-time messaging can be difficult to control. The system enables content moderation through each individual server – so different groups can set their own rules for what’s acceptable, and some servers may not monitor for unsuitable content. Anything that happens in an audio or video stream is also virtually untraceable once the stream has concluded.

INAPPROPRIATE CONTENT

Discord mainly hosts private groups, making it easier for unsuitable or explicit content to be shared on channels. Pornography, racism and inappropriate language can be found in some groups. Server owners are required to add an age-restriction gate to channels where this content is being shared – but this solution isn’t foolproof, as the platform doesn’t always verify users’ ages when they sign up.

ACCESSIBLE TO PREDATORS

On many chat platforms, users can lie about their age or true identity – and Discord is no exception. Predators have attempted to abuse the platform by using it to contact and communicate with underage users – by initially chatting with a child on an age-appropriate channel, for example. While Discord has improved its safety settings, some users will still try to bypass them for malicious reasons.

CRIMINAL ACTIVITY

Discord does have strict Terms of Service and guidelines to protect its users – but sadly, not everyone adheres to them. Criminal activity including grooming, hate speech, harassment, exploitative content, doxing and extremist or violent material have all been found on Discord servers over the last two years. In 2020, Discord received almost 27,000 reports of illegal activity on the platform.

Advice for Parents & Carers

REVIEW SAFETY SETTINGS

Discord has a series of safety settings, enabling users to choose who can direct message them or send them friend requests. Your child’s experience on Discord will be much safer if the app’s privacy and safety settings are correctly set up. We recommend you review these requests from server members. This will minimise the chances of potential predators from outside the group contacting them.

EXPLAIN AGE FILTERING

While Discord requires users to be at least 13 to sign up, many servers geared towards older users are flagged as NSFW (not safe for work), which indicates they probably contain material that’s inappropriate for children. It can be easy to click through settings without properly reviewing them, so ensure your child understands why age filtering is important and that it’s there to protect them.

SCREEN OUT EXPLICIT CONTENT

In the privacy and safety settings, Discord users are offered the ability to filter direct messages for inappropriate content – a setting that should be enabled if your child uses the platform. Discord automatically tries to flag groups that are explicit, but the setting must be manually enabled for text. If a young user is sent explicit content in a direct message, Discord will scan and (if necessary) delete it.

MONITOR ONLINE ACTIVITY

It’s wise to regularly review your child’s activity on Discord. This can include checking their safety settings to ensure they’re correctly enabled, talking about which servers they’ve joined and reviewing some of their friends and direct messages. Ask if anything has made them feel uncomfortable or unsafe. Things can change quickly online, so plan routine check-ins and follow up frequently.

DISCUSS GOOD ONLINE BEHAVIOUR

The anonymity offered by the internet often leads people to communicate more openly online and behave differently than they would at school or home. It’s crucial to bear in mind, though, that every internet user is still a real person. Talk to your child about the severe and lasting consequences that cyberbullying or exchanging inappropriate material online can have in the real world.

HAVE CANDID CONVERSATIONS

It can sometimes be awkward to discuss topics like grooming, pornography, racism or explicit content with your child – but it’s important to ensure they’re aware of the harms these things can pose. Talking openly about these subjects is a great way to help your child feel more comfortable about coming to you if they experience an unwanted encounter on Discord (or anywhere else online).

Meet Our Expert

Coral Cripps is a Crawley-based, London-based tech journalist at gmw3.com; a website specialising in all things Web3, gaming and XR (extended reality). With a focus on trends and culture, she researches and writes about the ways that our current innovations – including the metaverse and Web3 – are impacting people, places and things.



NOS National Online Safety #WakeUpWednesday



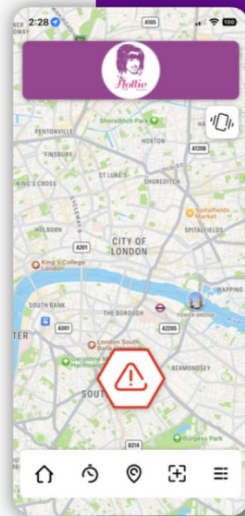
FAIRFIELD HIGH SCHOOL

Safeguarding people where it matters.

Download the app

Join Hollie Guard Extra

Looking for commercial licences of Hollie Guard?



FAIRFIELD
HIGH SCHOOL



Alert

By simply holding down the hexagon button for 3-6 seconds, this sets off an alert and activates the phone's camera, sending a message and recording to your pre-defined emergency contacts. With Hollie Guard Extra, these Alerts are sent to a 24/7 police-approved monitoring centre too.



Meeting Timer

The Meeting Timer allows users to feel safe when going into a potentially dangerous meeting or performing a dangerous task. A user set timer will countdown until deactivated meaning the user has to mark themselves as safe, otherwise raising an alert.



Evidence Gathering

When raising an Alert, Hollie Guard can automatically start your smartphone's camera and microphone to capture real-time evidence of the situation around you. Your emergency contacts can access this evidence real-time, as well as being saved in the cloud for later use.



Journey

Journey allows your users to set a start and end point. The app then automatically monitors your journey and alerts your nominated contacts and once you safely arrive or trigger an Alert.



Privacy

Choose when and when not to share your location. Our smart phone app makes it clear when the app can access your location in times of need. Control what and when you share your data.



Hollie Guard Extra

With Hollie Guard Extra, you can have the reassurance that a professional, police-approved response team are there when you need them. If your emergency contacts are unable to respond, then a professional team will be there for you.



FAIRFIELD
HIGH SCHOOL

Thank you for joining us. Be safe!



FAIRFIELD
HIGH SCHOOL



Google Classroom



FAIRFIELD
HIGH SCHOOL



Google Classroom



FAIRFIELD
HIGH SCHOOL



Google Classroom



FAIRFIELD
HIGH SCHOOL



Google Classroom



FAIRFIELD
HIGH SCHOOL



Google Classroom



FAIRFIELD
HIGH SCHOOL



Google Classroom



FAIRFIELD
HIGH SCHOOL



Google Classroom



FAIRFIELD
HIGH SCHOOL



Google Classroom



FAIRFIELD
HIGH SCHOOL